

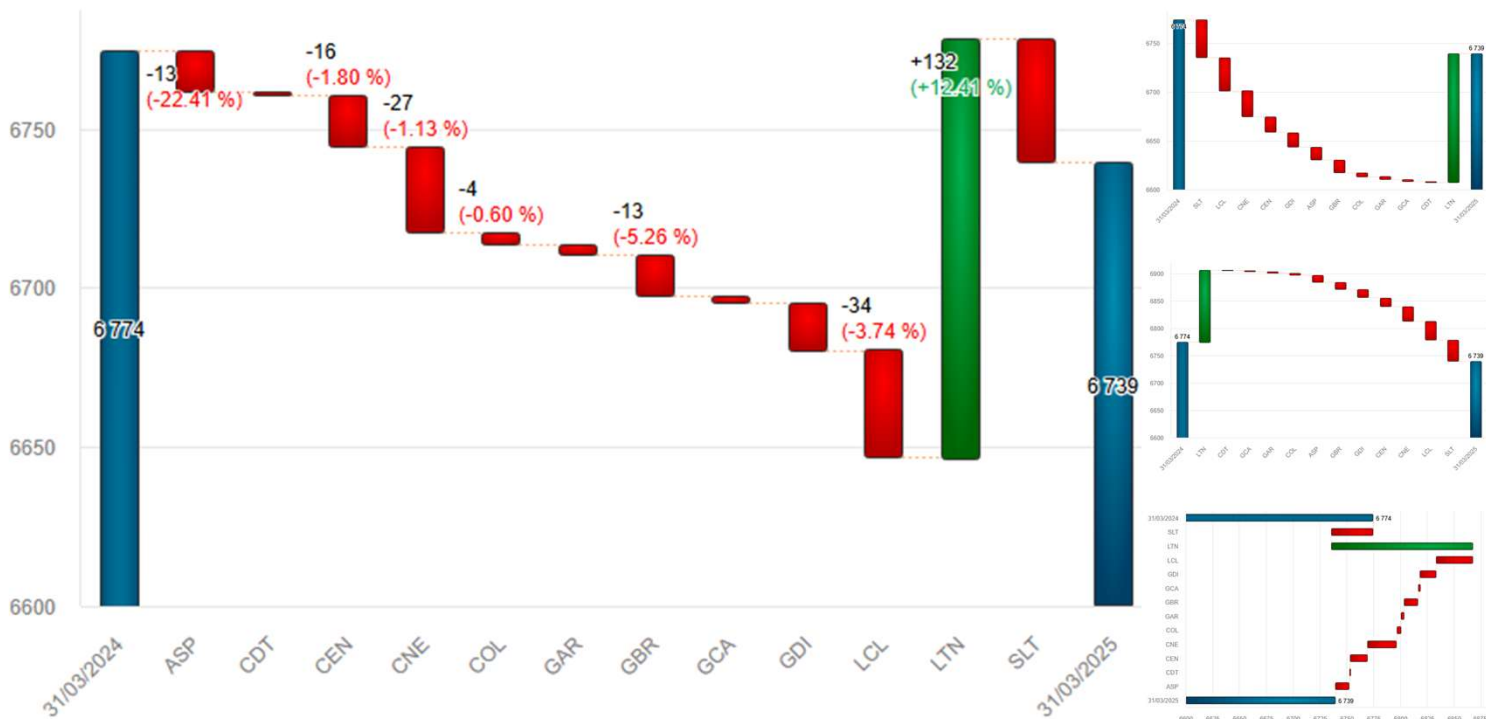


# New version

## 2025.2

## A new widget comes in the Bars family

The **delta waterfall** shows step-by-step changes in a metric (such as revenue, budget, or net income), by displaying **cumulative differences** caused by various factors. It starts with an initial value, then shows increasing or decreasing bars for each **delta**, and ends with the final value.



## A new widget comes in the Navigation family

The **Apply Filter Button** is coming! You can now make all your selections in the N4V filters and apply them in one time. No more flashing Webi when filtering your data.

Choose a period

☐ All values

☒ 2014

☒ 2015

☒ 2016

☐ 2017

☐ 2018

☒ 2019

Choose a state

Colorado

Choose a category

Jewelry

Apply Filters

Reset

Controls

Control

Apply on report

Apply the selection

Immediately

Later (use a Button Apply Filter)

Controls

Control

Kind of main control to affect

Input Control

Variable

Main control Name

N4V\_YEAR\_1

Other input controls to affect in the docum...

N4V\_YEAR\_2,N4V\_YEAR\_3

Value separator for a variable control type

:

## Improvements

You can now **apply filtered values to many Input Controls** in all your Webi document

Report 1

Report 2

Report 3

Choose a period

☐ All values

☒ 2014

☒ 2015

☒ 2016

☐ 2017

☐ 2018

☒ 2019

Choose a state

Colorado

Choose a category

Jewelry

Choose a period

2014

2015

2016

2017

2018

2019

Choose a state

Colorado

Choose a category

Jewelry

Search...

Clear

Apply

Reset

Report 1

Report 2

Report 3

Choose a period

☐ All values

☒ 2014

☒ 2015

☒ 2016

☐ 2017

☐ 2018

☒ 2019

Choose a state

Colorado

Choose a category

Jewelry

Choose a period

☐ All values

☐ 2014

☐ 2015

☐ 2016

☐ 2017

☐ 2018

☐ 2019

Choose a state

Colorado

Choose a category

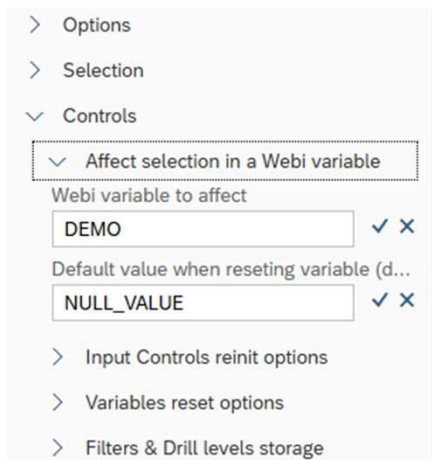
Jewelry

## More control on Webi

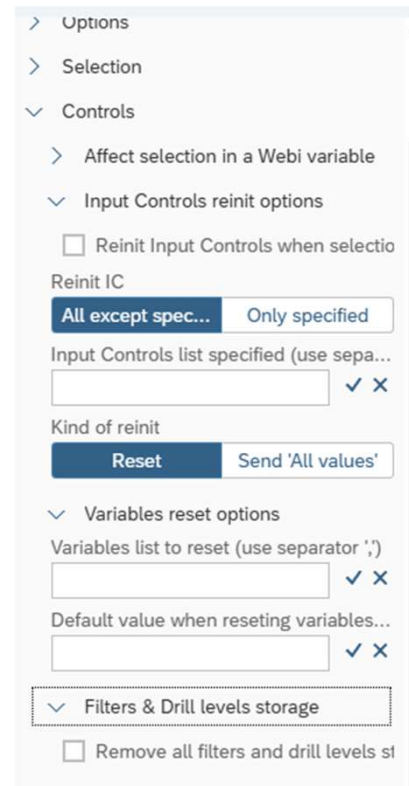
In most of all N4V Widgets, you can now:

- **Reset** all/few **Input Controls** in the report
- **Affect** the selection to a **Webi Variable**
- Use the native **Webi Linking Elements**

Doing **dashboarding** in **Webi** is more efficient than ever!



The screenshot shows the configuration panel for an N4V widget. The 'Controls' section is expanded, showing the option 'Affect selection in a Webi variable'. Below this, there are two input fields: 'Webi variable to affect' with the value 'DEMO' and 'Default value when resetting variable (d...)' with the value 'NULL\_VALUE'. Both fields have checkmark and cross icons to the right. Below these fields are three more options: 'Input Controls reinit options', 'Variables reset options', and 'Filters & Drill levels storage', each with a right-pointing arrow.



This screenshot shows a more detailed view of the 'Controls' section. It includes the 'Affect selection in a Webi variable' option. Below it, the 'Input Controls reinit options' section is expanded, showing a checkbox for 'Reinit Input Controls when selection changes' which is unchecked. Below this is the 'Reinit IC' section with two buttons: 'All except specified' (selected) and 'Only specified'. The 'Input Controls list specified (use separator ', '))' is shown with a text input field and check/cross icons. The 'Kind of reinit' section has two buttons: 'Reset' (selected) and 'Send 'All values''. Below this is the 'Variables reset options' section, which includes a text input for 'Variables list to reset (use separator ', '))' and a text input for 'Default value when resetting variables...'. At the bottom, the 'Filters & Drill levels storage' section is expanded, showing an unchecked checkbox for 'Remove all filters and drill levels storage'.

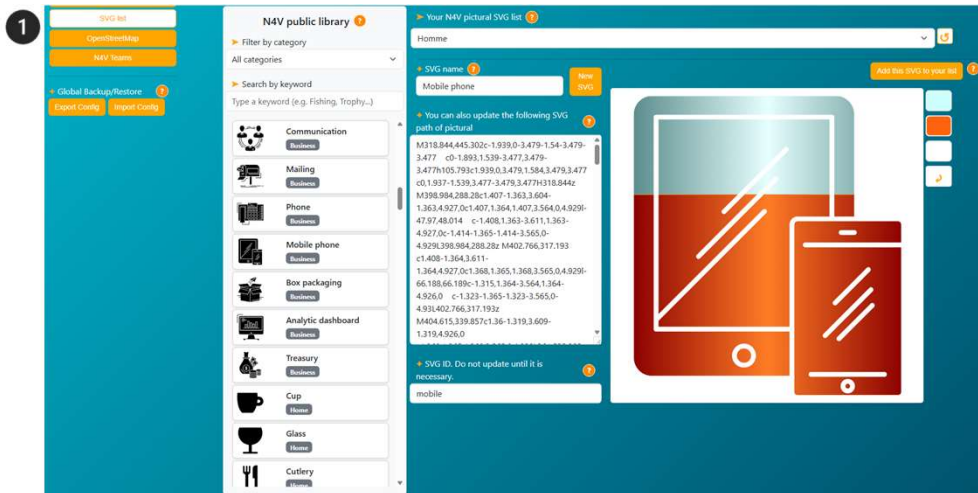
## N4V Admin console

### 1 Manage your SVG list

Add **your own** SVG to the list available in Webi or add SVG provided in **our public library**

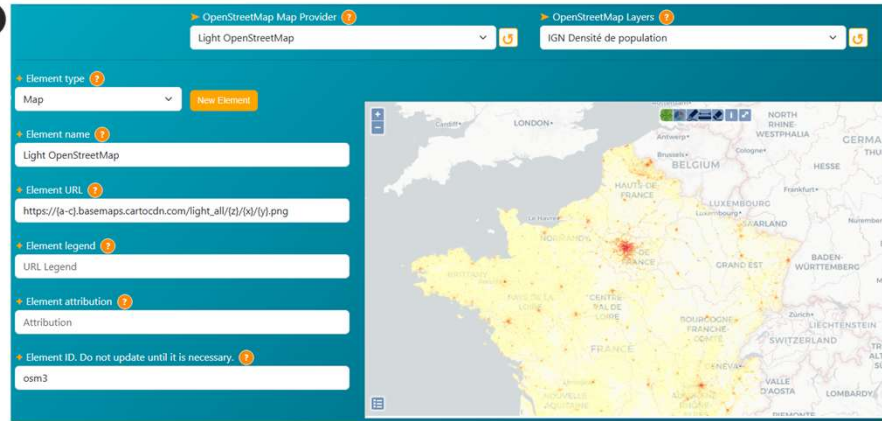
### 2 Manage your OpenStreetMap providers (maps & layers)

### 3 Backup/Restore all your N4V configuration in one click!



4

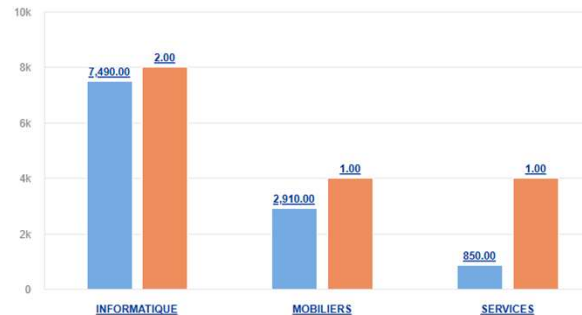
2



## Many Enhancements

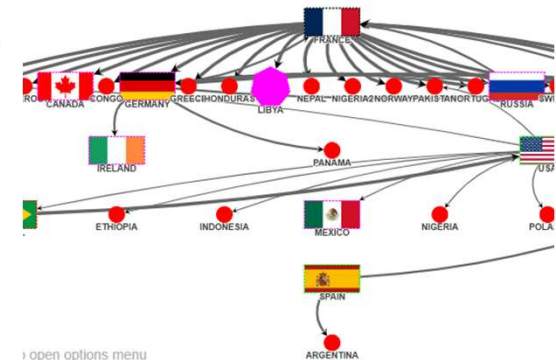
In most of all N4V Widgets, new settings have been added:

- In our Trend & Progress **Tiles** you can now display in background **SVG icons** from the same list used in **Pictural Gauges**
- In the **Multi Drill**, you can now use **precalculated measure** to display **ratio / count...** in each **drill level**
- Many **custom options** can be used in **RDF** to design the **nodes** as you need



Cat level 1	Count_CMD_Lev1	Cat level 2	Count_CMD_Lev2	Cat level 3
INFORMATIQUE		2 BUREAUTIQUE		2 Moniteurs
INFORMATIQUE		2 BUREAUTIQUE		2 PC Bureau
INFORMATIQUE		2 LOGICIELS		1 Microsoft
INFORMATIQUE		2 LOGICIELS		1 Multi Editeurs
MOBILIERIS		1 EQUIPEMENT GAL		1 Compteurs
MOBILIERIS		1 EQUIPEMENT GAL		1 Sports et loisirs
SERVICES		1 SERVICE AUX PERSONNES		1 Déplacement
VEHICULES		1 V.P.		1 Véhicules léger

here

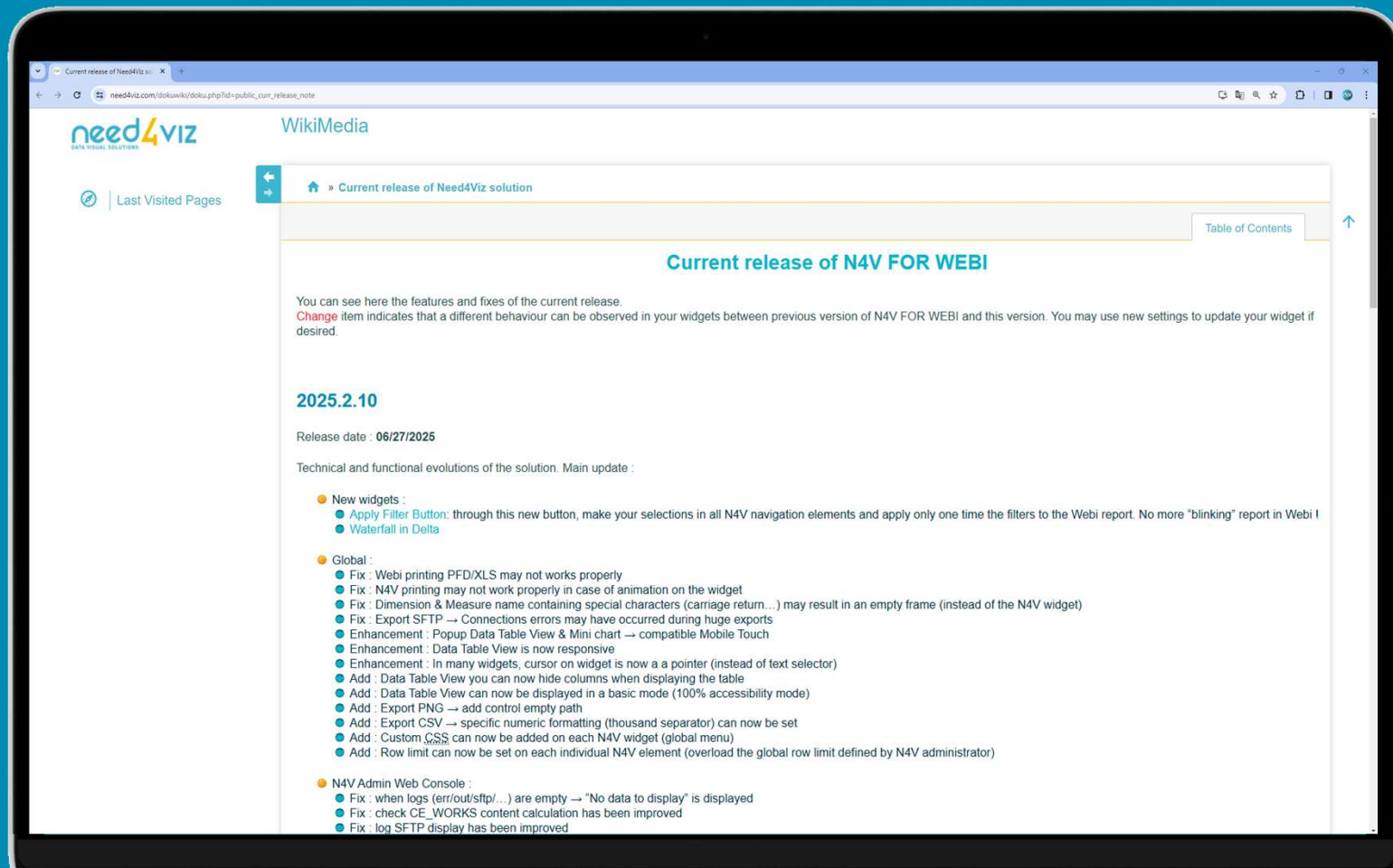


open options menu  
global menu  
zone  
nodes

# N4V ➞ See Wiki for full report

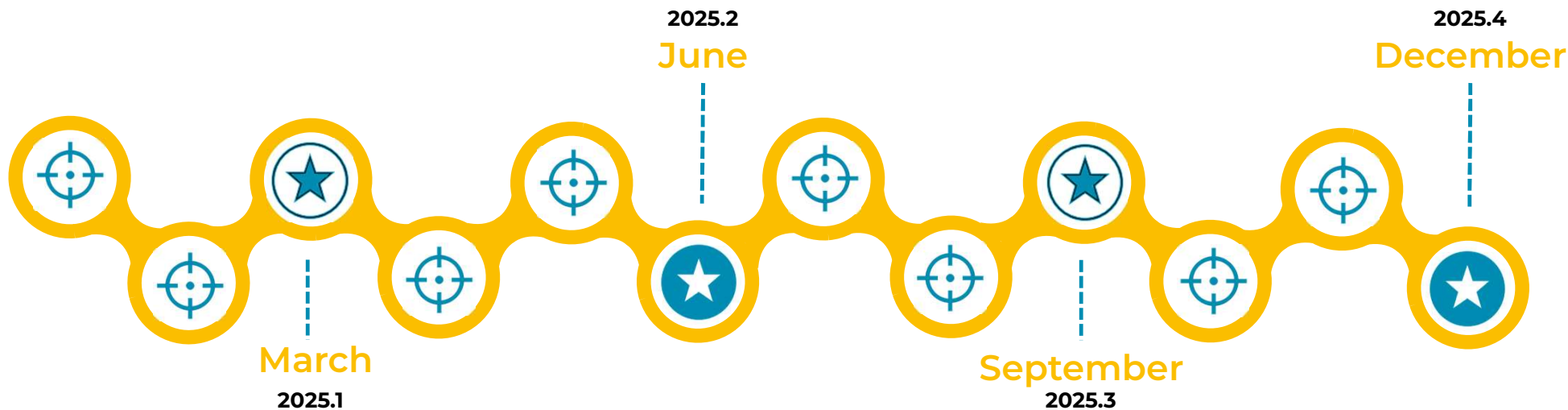
The full release note is available [here](#)

Full version  
note 2025.2





# N4V ➔ 2 major releases in 2025



**Minor** version (every **3 months**): **corrections, improvements, evolutions**



**Major version** (every **6 months**): **new components.**



**HotFix** (as required): **urgent** corrections and improvements to existing components.





Free your data

need4viz  
DATA VISUAL SOLUTIONS

**Contact us**

[contact@need4viz.com](mailto:contact@need4viz.com)

[www.need4viz.com](http://www.need4viz.com)

*Fast&4You*