

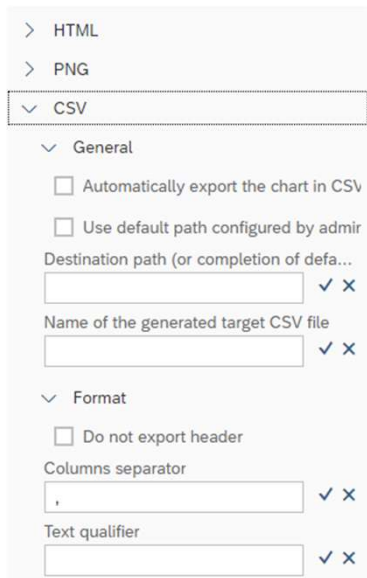


New Version

2024.3.0

What's new?

You already like the HTML & PNG export feature; you will love the CSV export capability offered in this new release! Enhancement in the Server Export has been released.



The screenshot shows the 'Export' settings menu in N4V. The 'CSV' option is selected under the 'General' section. Below it, there are checkboxes for 'Automatically export the chart in CSV' and 'Use default path configured by administrator'. There are also input fields for 'Destination path (or completion of default path)' and 'Name of the generated target CSV file', both with checkmarks and an 'X' icon. Under the 'Format' section, there is a checkbox for 'Do not export header' and input fields for 'Columns separator' and 'Text qualifier', also with checkmarks and an 'X' icon.

With the **CSV export** capability, export automatically the data of the block on your N4V server (or FTP/Sharepoint) in a flat CSV file

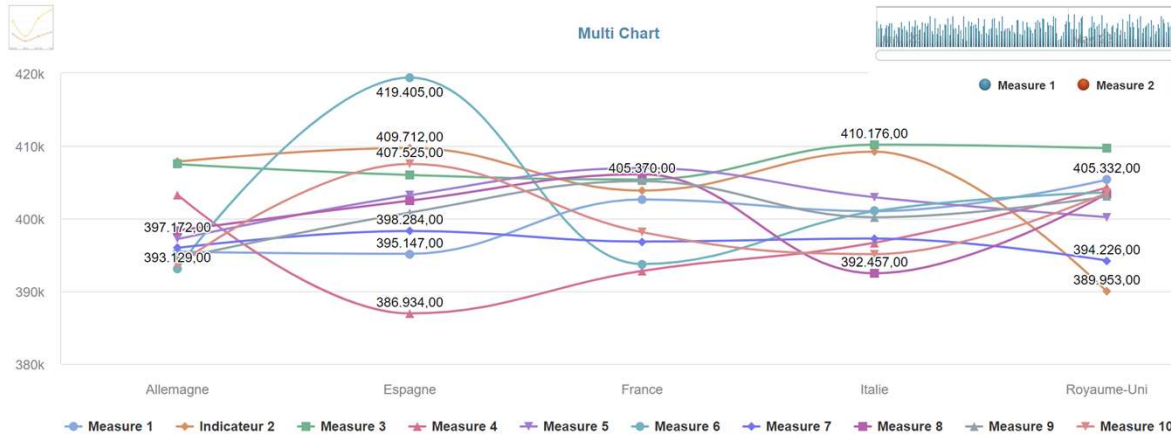
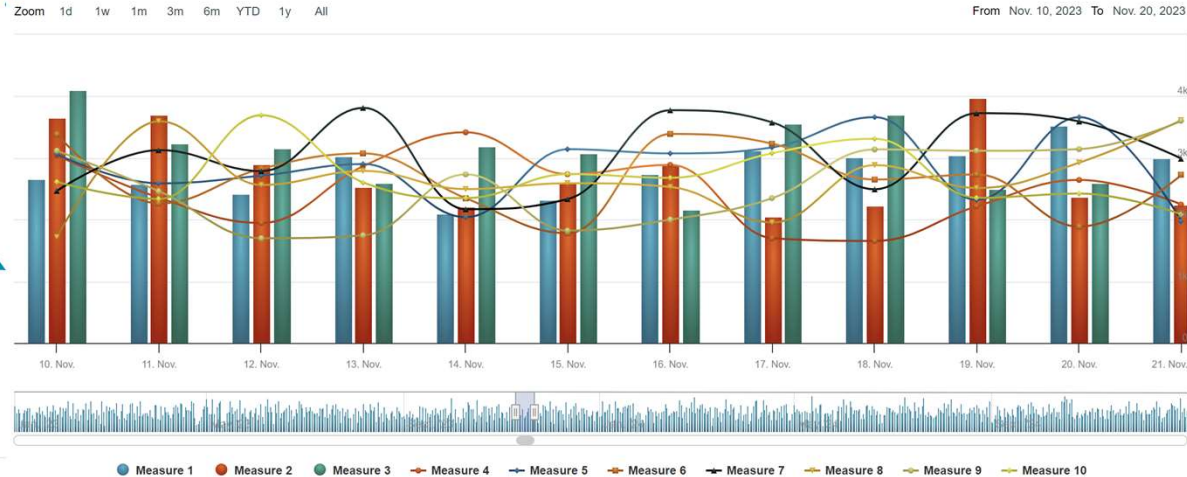
An **alert popup** is now displayed if an empty or unauthorized folder/filename to export is set. This will help you to quickly fix your failed Server exports.

A list of **authorized paths** can now be set in the N4V configuration file. For safety reason, you can also decide to display/hide this list to your users.




Up to 10 measures can now be used in the Multi Chart and in the Timeline.
Analyze simply a very large amount of data with N4V"

You can now feed your
Timeline with up to **10** measures
Combine multi kinds of charts on a
unique component



The **Multi Chart** can also be feeded
with up to **10** measures.
Use the dynamic legend to
hide/unhide the charts and compare
your data in an easiest way

Tooltips of N4V components can now be customized, color opacity is now managed in our components.
Give a new look and feel to your dashboard!!

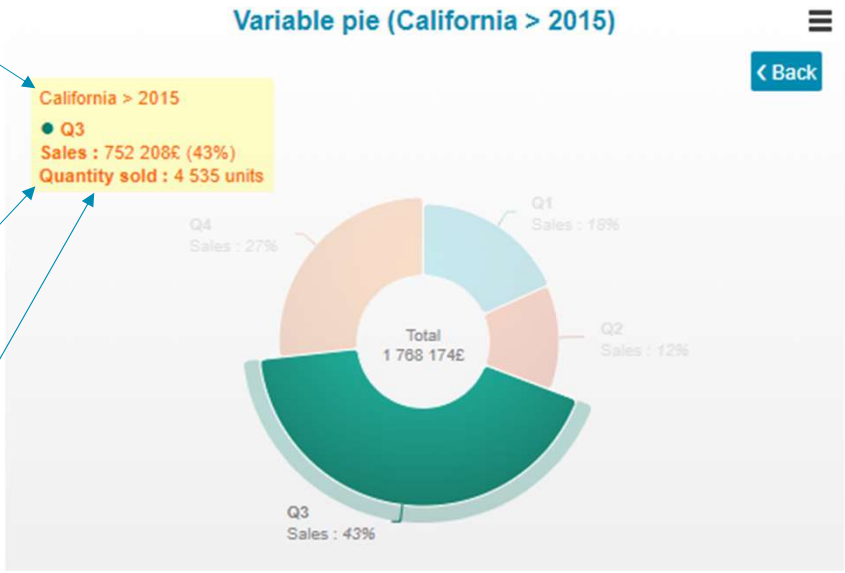


- Display/Hide :
- the **complete tooltip**
 - the **header**
 - the **measure label**

Tooltip **position** can be fixed
in a corner of the chart

- You can now **set** :
- background & font colors
 - border width
 - shadow effect
- Your **tooltips** look like exactly what you need!

Opacity of color can now be
used in the N4V components



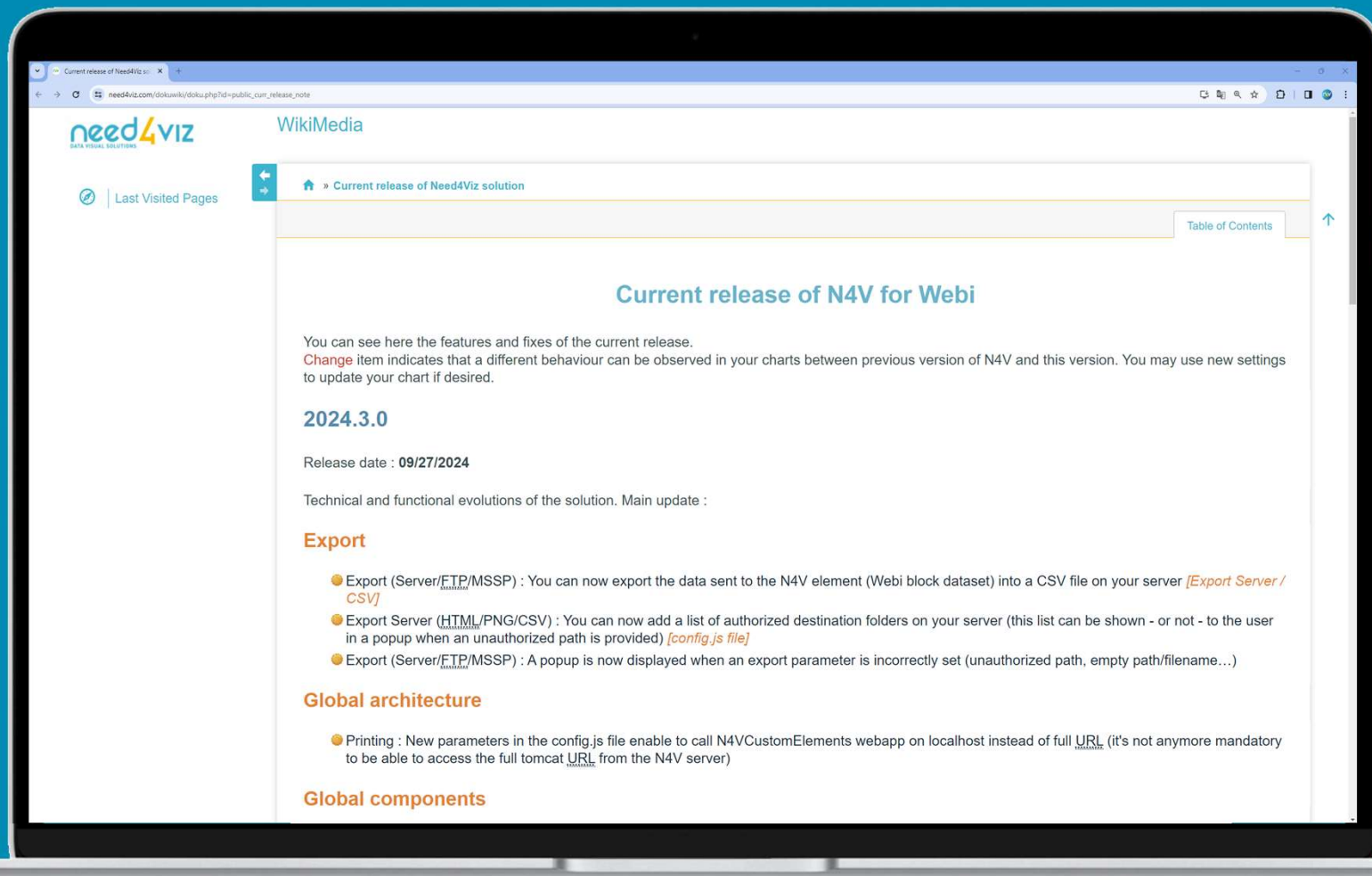
Horizontal scrolling table

Year	2014	2014	2014	2014	2014	2014	2014
State	California	California	California	California	California	California	California
Category	2 Pocket shirts	Belts,bags,wallets	Cardigan	Casual dresses	Day wear	Fancy fabric	Hair acces
Sales revenue	696,00\$	54.527,00\$	86.235,00\$	5.349,00\$	12.844,00\$	10.944,00\$	1.00\$
Quantity sold	4	415	454	45	83	56	

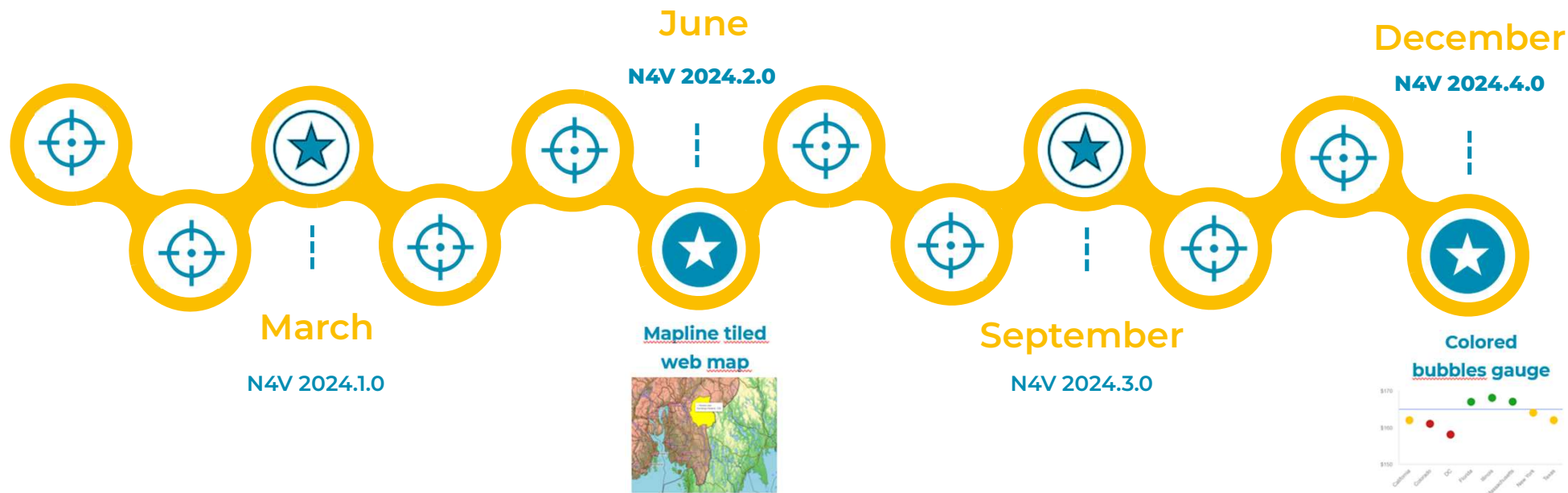
N4V ➡ See the Wiki for a full report

The full release note is available [HERE](#)

Full release
note 2024.3.0



N4V ➡ 2 major releases in 2024



Minor release (every 3 months) : **corrections, improvements** to existing components.



Major release (every 6 months) : Minor versions + addition of **new components**.



HotFix (as required) : **urgent** corrections and improvements to existing components.



Unleash your data

need4viz
DATA VISUAL SOLUTIONS

Contact Us

contact@need4viz.com

www.need4viz.com

Fast&4You