

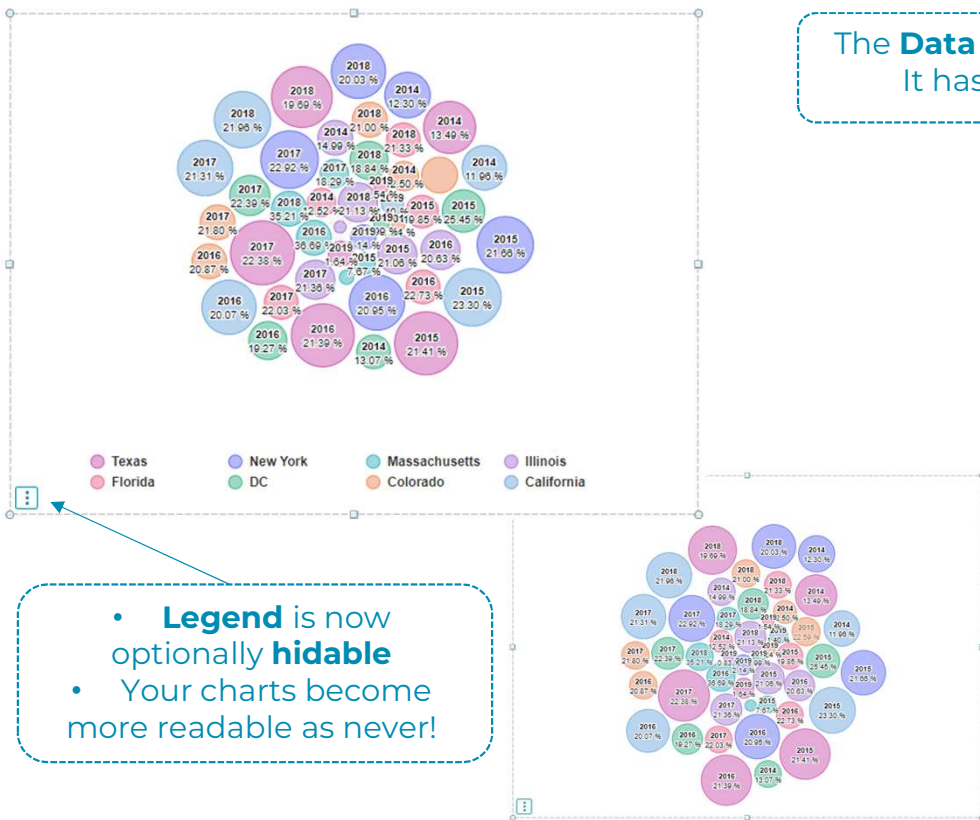


# New Version

## 2024.1.0

What's new?

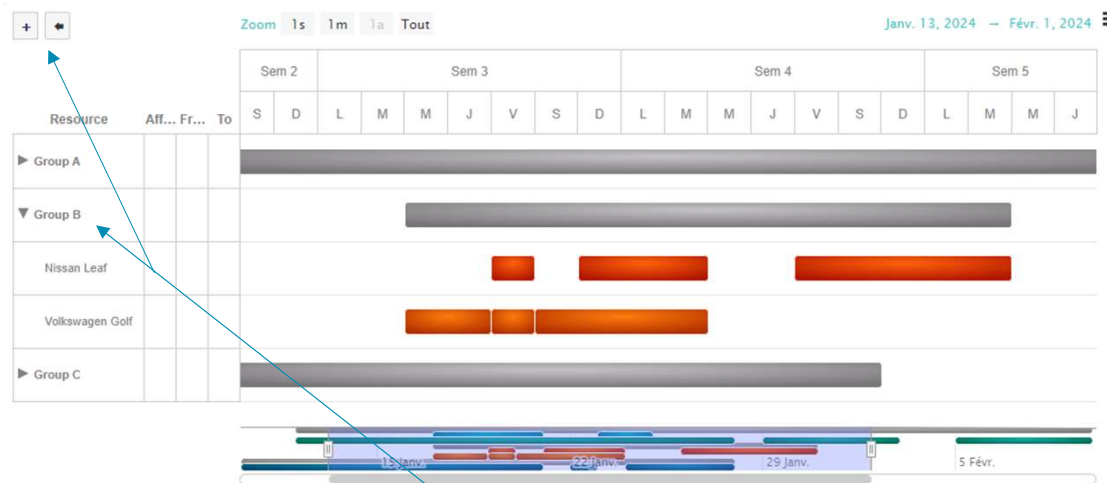
As usual, discover a lot of **new features** in your favorite N4V widgets ! More **accessibility**, better analyze of your data and charts...



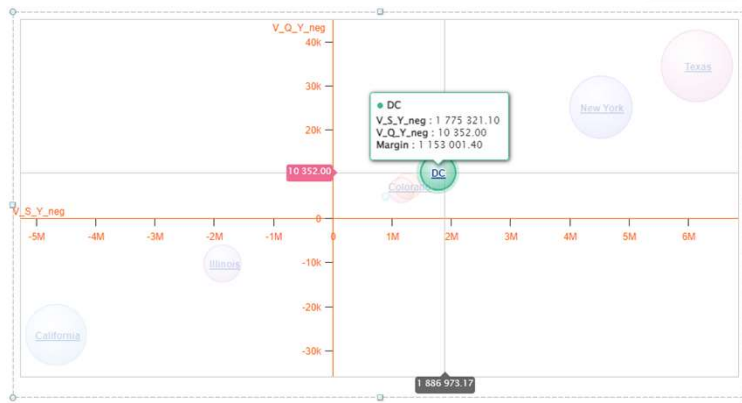
The **Data Table View** can now be displayed in **Fullscreen** mode. It has never been so easy to analyze data of your charts!

Vue des données [47/47]		
Year	State	Quantity sold
filter Year	filter State	filter Quantity sold
Nb distinct : 6	Nb distinct : 8	Somme : 223 229.00
2014	California	5 509.00
2014	Colorado	1 599.00
2014	DC	2 449.00
2014	Florida	1 411.00
2014	Illinois	2 695.00
2014	New York	5 700.00
2014	Texas	8 410.00
2015	California	10 737.00
2015	Colorado	2 889.00
2015	DC	4 770.00
2015	Florida	2 237.00
2015	Illinois	3 786.00

A deep enhancement has been done in many charts. Special focus on the **drillable Bubble Chart** and the **Gantt** charts...



- **3rd measure** (size) is now **optional**
- **Horizontal/Vertical dynamic** (min/max/avg...) **lines and ranges** can be displayed
- **Axes** of the Bubble Chart can now be **0 centered**.
- **Crosshair** (horizontal/vertical) can be displayed



Gantt Resources Management can now be used with **grouped dimensions** (fold/unfold rows). **Affectation columns** can be **hidden on the fly**...

From this version, it is possible to write back data from Webi to a CSV file and then integrate it where you need !!

**1 - Configure the Data Analyzer** to enable the write back data

- ☒ Display the 'Export' button
  - ☒ Display the 'Add a new line' button
- Configuration of export data to server  
URL to call for exporting process

<http://demo-public.need4viz.com/N4VC...>

Folder name to export data

\\PathToCsv\

Input object containing filename (or filena...

NameOfFile.csv

**3 - Just click to export** the data to a CSV File



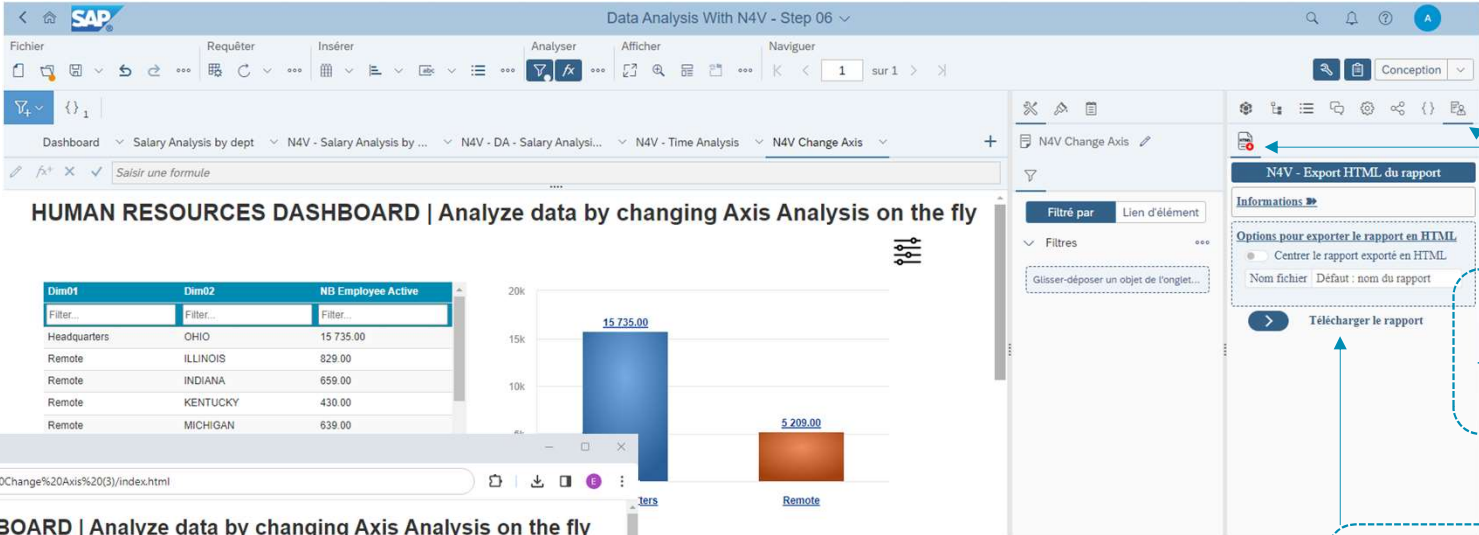
ST	YEAR	QUARTER	SALES REVENUE	QUANTITY SOLD
Calif	2014	Q3	\$696.20	4
California Accessories	2014	Q3	\$45 349.40	
California Sweaters	2014	Q3	\$38 915.30	500
California Dresses	2014	Q3	\$4 954.90	
California Outerwear	2014	Q3	\$573.70	
California Jackets	2014	Q3	\$2 616.00	14
California Accessories	2014	Q3	\$1 054.00	
California Accessories	2014	Q3	\$123 271.00	
California Outerwear	2014	Q3	\$4 672.60	
California Accessories	2014	Q3	\$144 715.50	
California Accessories	2014	Q3	\$1 987.90	
California Trousers	2014	Q3	\$4 318.40	
California Sweaters	2014	Q3	\$1 177.20	
California Sweat-T-Shirts	2014	Q3	\$18 180.50	
California Accessories	2014	Q4	\$9 179.00	96
California Sweaters	2014	Q4	\$47 325.90	255

**2 - Add / Remove or Update any values** in the cell(s) you want.  
You can also **add new lines** !

**4- The CSV is saved at the specified path** and can be sent to any destinations (database included)

# N4VBETA Webi Extension HTML Export

Beta version of N4V Webi Extension (for SAPBI 4.3SP3+) is provided to help you to export a one page dashboard as HTML format (embedded N4V elements in HTML format and their data).



The screenshot shows the SAP Webi interface with the N4V extension. The dashboard is titled "HUMAN RESOURCES DASHBOARD | Analyze data by changing Axis Analysis on the fly". It features a table and a bar chart. The table has columns for Dim01, Dim02, and NB Employee Active. The bar chart shows data for Headquarters and Remote locations.

The export options menu is open, showing the following options:

- N4V - Export HTML du rapport
- Informations
- Options pour exporter le rapport en HTML
  - ☒ Centrer le rapport exporté en HTML
  - Nom fichier : Défaut : nom du rapport
- Télécharger le rapport

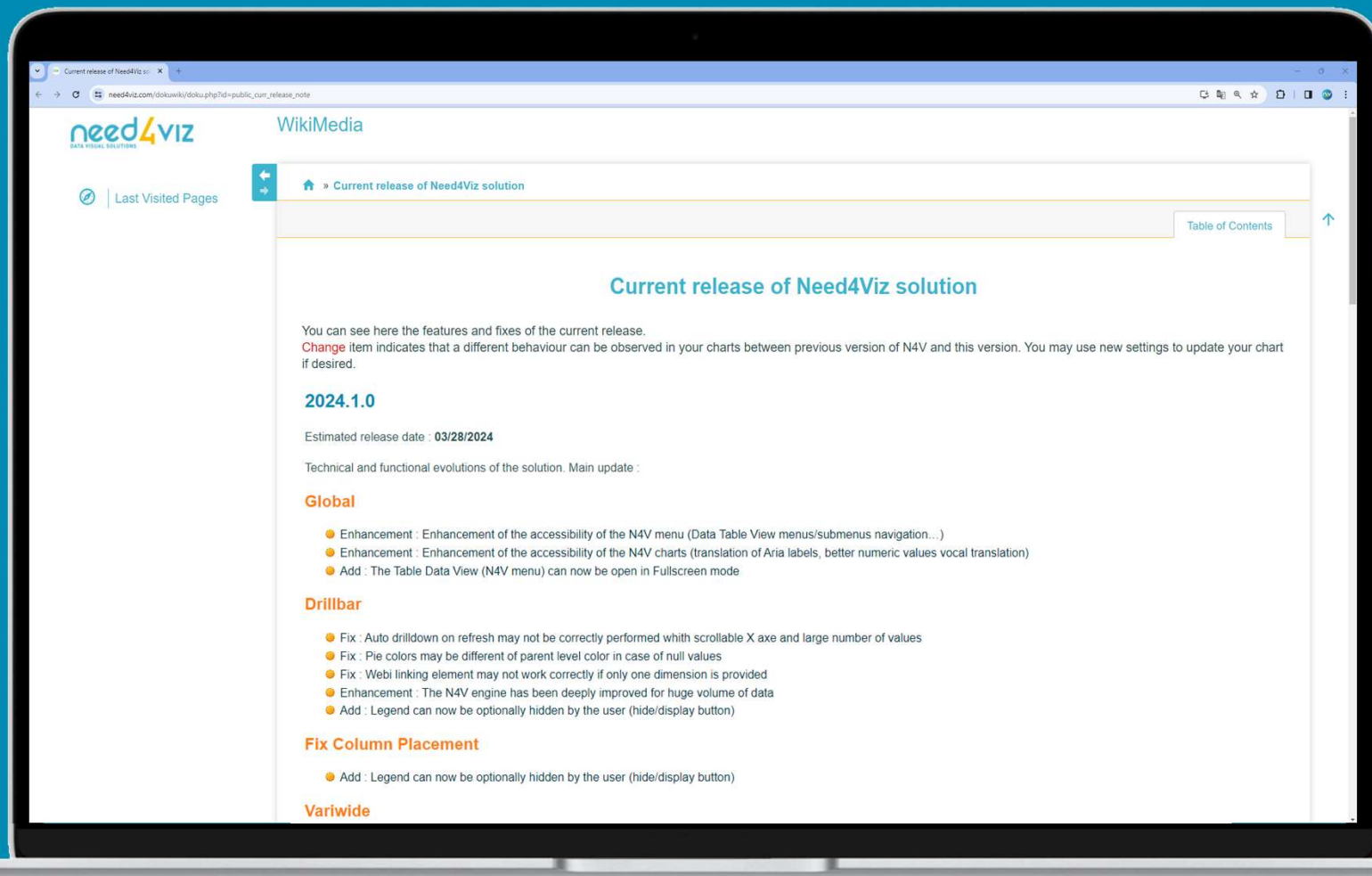
Annotations:

- Select the SAPBI groups for which the N4V extension is to be activated.
- Just click to export the Webi report page (with N4V elements) in HTML format
- View your HTML report on your computer
- N4V elements are full dynamic HTML (embedded data)

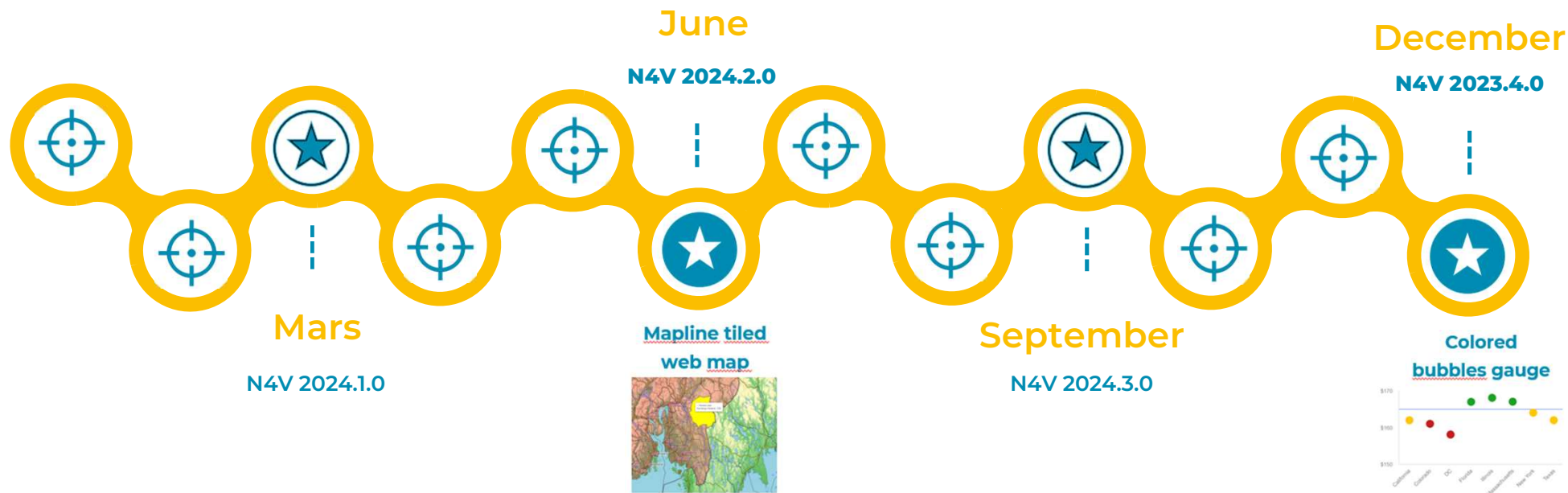
# N4V ➡ See the Wiki for a full report

The full release note is available [HERE](#)

**Full release  
note 2024.1.0**



# N4V ➡ 2 major releases in 2024



**Minor release** (every 3 months) : **corrections, improvements** to existing components.



**Major release** (every 6 months) : Minor versions + addition of **new components**.



**HotFix** (as required) : **urgent** corrections and improvements to existing components.







Unleash your data

need4viz  
DATA VISUAL SOLUTIONS

## Contact-us

[contact@need4viz.com](mailto:contact@need4viz.com)

[www.need4viz.com](http://www.need4viz.com)

Fast&**4You**